

# RadiantPEX-AL™

Cross-Linked Polyethylene | Aluminum | Cross-Linked Polyethylene



**No Worries. Easy Installations...**

**In Cold Weather, on Stairs, Or Even With a One Man Crew.**

For Radiant Heating, Snow Melting and Hydronic Piping

Watts.com

Available at: 888-470-2757

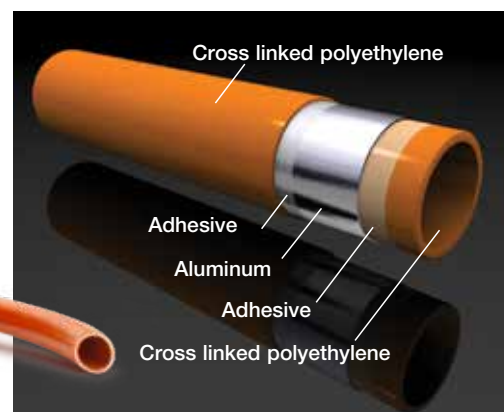
**PEXHEAT.COM**

**WATTS®**

# The RadiantPEX-AL Advantage

RadiantPEX-AL is a composite tubing made of 3 layers (Pex-Aluminum-Pex).

- Easier installations - bend it and it stays in place
- Almost no thermal expansion (85% less than PEX)
- Superior Aluminum Oxygen Barrier
- Smaller bend ratio than PEX
- Retains flexibility in cold weather



RadiantPEX-AL construction



RadiantPEX-AL bends to conform to the shape of outdoor steps for snow melting.



You can install RadiantPEX-AL on the underside of a subfloor, using underfloor plates.



RadiantPEX-AL stays where you want it, making tie-down easier.

Available at: 888-470-2757

PEXHEAT.COM

# RadiantPEX-AL™

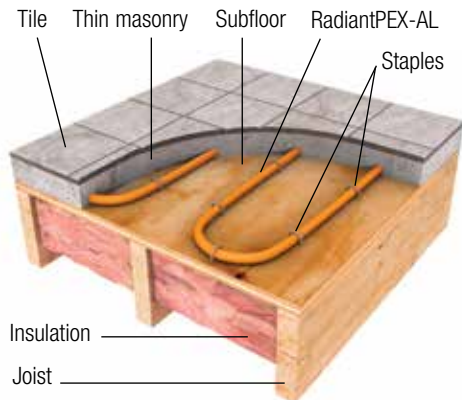
Cross-Linked Polyethylene | Aluminum | Cross-Linked Polyethylene

## RadiantPEX-AL Is Built to Last

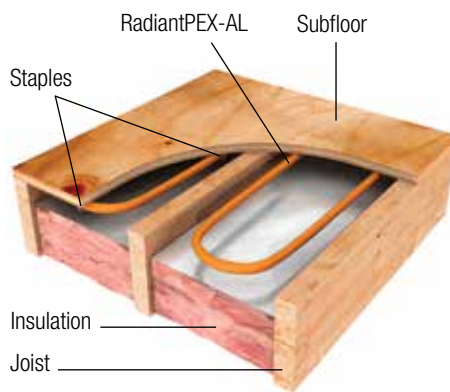
Pipe and fittings are manufactured to American Standard Testing Methods for composite radiant pipe (ASTM F-1281-05). Included are requirements and test methods for materials, workmanship, dimensions, environmental stress cracking, sustained hydrostatic pressure strength, thermo-cycling resistance and bend strength, among other tests. RadiantPEX-AL meets or exceeds these specifications.

## Use RadiantPEX-AL for Distribution Piping

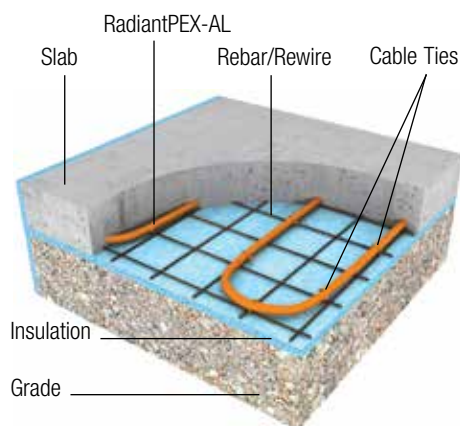
Use RadiantPEX-AL as supply and return piping to manifolds, fan coils, baseboards and radiators. Once you try it, you'll never go back to using expensive, time-consuming copper.



**Install in a thin concrete, gypsum or self-leveling floor.**



**Staple up below subfloors for floor warming.**



**Pour concrete over for heating or snow melting.**



Available at: 888-470-2757

**PEXHEAT.COM**



### Compression Fittings:

All-brass body fitting seals without special tools with double o-ring seals and a polymer insulator against the pipe end. Compression fittings available for 3/8"-1".




### SS-T20 Compression:

These fittings are designed for use with Stainless Steel or T20 copper manifolds. These specialty fittings integrate the features of either a Press or Compression fitting with the ease of a T20. SS-T20 Connections are made directly to any Stainless Steel or T20 Copper Manifold.

### RadiantPEX-AL manifolds

Use RadiantPEX-AL SS-T20 Press and Compression fittings with Watts Radiant's Stainless Steel manifolds.



Watts Radiant copper manifolds with built-in compression fittings.



### RadiantPEX-AL Specifications

Note: Operating Temperature / Pressure for all sizes is 180°F at 125psi.

COILS	I.D.	O.D.	MIN. BEND RADIUS	STANDARD COIL LENGTHS	FLUID CAPACITY PER 1000'
3/8" RadiantPEX-AL	0.346 in	0.472 in	2.5 in	200'	5.3 Gal.
1/2" RadiantPEX-AL	0.500 in	0.630 in	3.2 in	300'/500'/1000'	9.1 Gal.
5/8" RadiantPEX-AL	0.637 in	0.787 in	4.0 in	300'/1200'	16.2 Gal.
3/4" RadiantPEX-AL	0.806 in	0.984 in	5.5 in	100'/300'/500'	25.3 Gal.
1" RadiantPEX-AL	1.032 in	1.260 in	6.5 in	100'/300'	39.5 Gal.



Available at: 888-470-2757

PEXHEAT.COM 8

USA: T: (978) 689-6066 • F: (978) 975-8350 • Watts.com

Canada: T: (905) 332-4090 • F: (905) 332-7068 • Watts.ca

Latin America: T: (52) 81-1001-8600 • F: (52) 81-8000-7091 • Watts.com